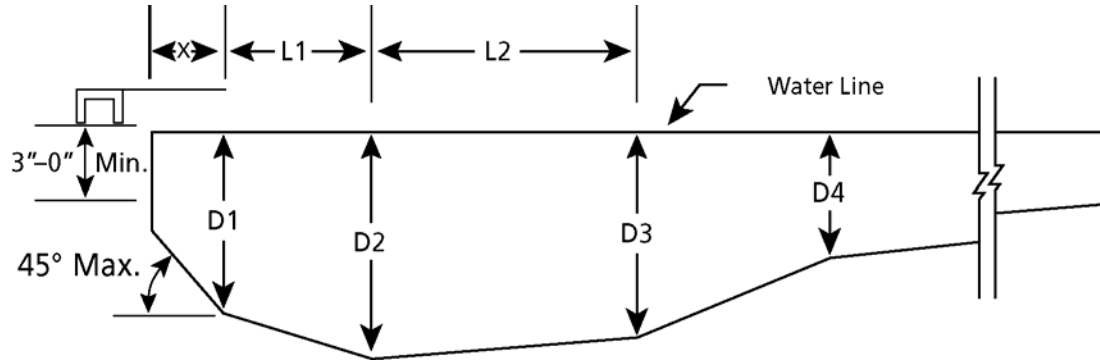


[Appendix B](#)

**CHART A**

(This drawing does not show the shallow portion of the pool)



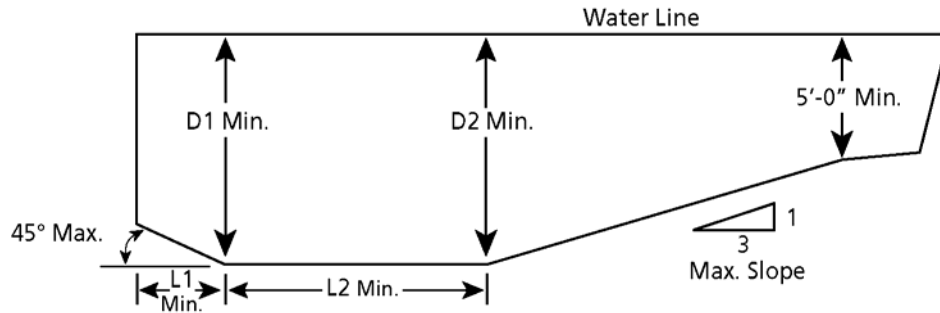
[-Table A-](#)

<u>Max board ht. over water</u>	<u>Max diving board length</u>	<u>Min board overhang (x)</u>	<u>D1</u>	<u>D2</u>	<u>D3</u>	<u>D4</u>	<u>L1</u>	<u>L2</u>
deck Level	8'	24"	7'0"	8'6"	7'6"	5'0"	5'0"	10'0"
26"	10'	2'6"	7'6"	8'6"	8'0"	5'0"	5'0"	10'0"
30"	12'	3'0"	8'0"	9'0"	8'0"	5'0"	5'0"	10'0"
1-Meter	16'	4'0"	8'6"	9'0"	8'0"	5'0"	5'0"	11'5"
3-Meter	16'	4'0"	8'6"	11'0"	10'0"	5'0"	5'0"	11'5"

Note: A deck level board is one-half meter (nineteen inches) or less above water level. A longer board may be used on a lower stand if the water depth meets or exceeds the requirements for the longer board. Diving hopper side and end slopes shall not exceed forty-five degrees.

**CHART B**

(This drawing does not show the shallow portion of the pool)



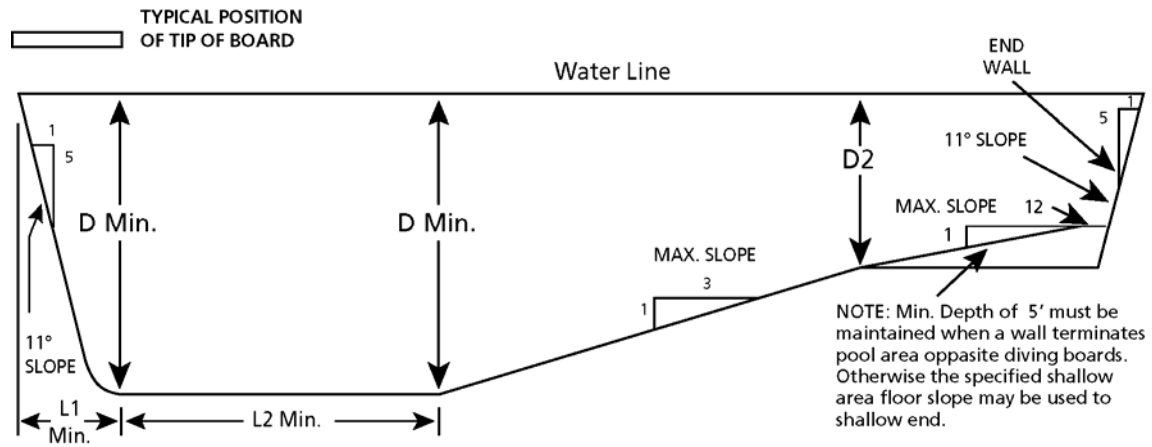
-Table B-

<u>Max board ht. over water</u>	<u>Max diving board length</u>	<u>Min board overhang (L1)</u>	<u>D1</u>	<u>D2</u>	<u>L2</u>
<u>19" or less</u>	<u>8' min. only</u>	<u>2'6"</u>	<u>7'6"</u>	<u>8'6"</u>	<u>10'0"</u>
<u>26"</u>	<u>10'</u>	<u>2'6"</u>	<u>7'6"</u>	<u>8'6"</u>	<u>10'0"</u>
<u>30"</u>	<u>12'</u>	<u>3'0"</u>	<u>8'0"</u>	<u>9'0"</u>	<u>10'0"</u>
<u>1-Meter</u>	<u>16'</u>	<u>4'0"</u>	<u>8'6"</u>	<u>10'0"</u>	<u>10'0"</u>
<u>3-Meter</u>	<u>16'</u>	<u>6'0"</u>	<u>11'0"</u>	<u>12'0"</u>	<u>12'0"</u>

Note: A longer board may be used on a lower stand if the water depth meets or exceeds the requirements for the longer board. Diving hopper side and end slopes shall not exceed forty-five degrees.

**CHART C**

(This drawing does not show the shallow portion of the pool)



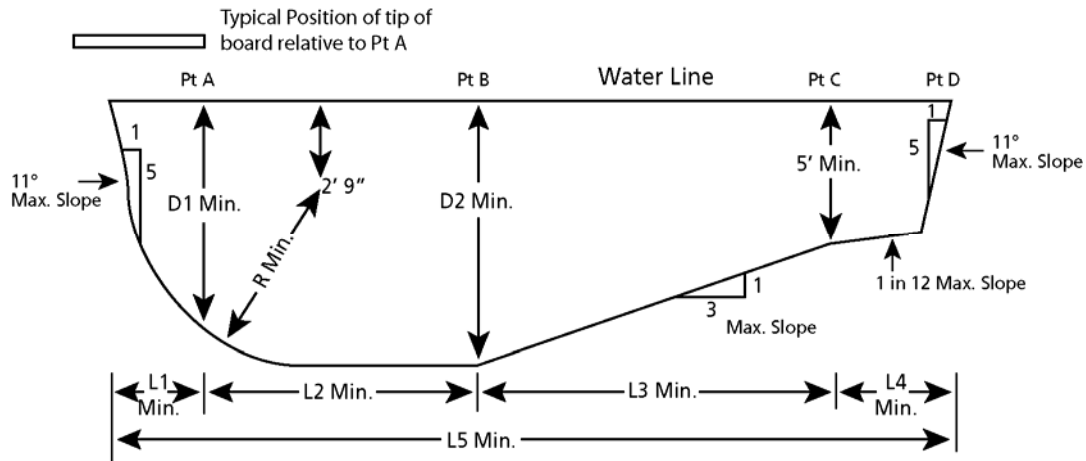
<u>Max. board ht. over water</u>	<u>Max. diving board length</u>	<u>D1</u>	<u>L1</u>	<u>L2</u>	<u>Pool Width</u>
<u>26" (2/3 meter)</u>	<u>10'</u>	<u>8'6"</u>	<u>2'6"</u>	<u>10'0"</u>	<u>20'0"</u>
<u>30" (3/4 meter)</u>	<u>12'</u>	<u>9'0"</u>	<u>3'0"</u>	<u>10'0"</u>	<u>20'0"</u>
<u>1 Meter</u>	<u>16'</u>	<u>10'0"</u>	<u>4'0"</u>	<u>12'0"</u>	<u>20'0"</u>
<u>3 Meter</u>	<u>16'</u>	<u>12'0"</u>	<u>6'0"</u>	<u>12'0"</u>	<u>24'0"</u>

Placement of boards shall observe the following minimum dimensions. With multiple board installations, minimum pool widths must be increased accordingly.

<u>1 Meter (or less) Board to pool side</u>	<u>10'0"</u>
<u>3 Meter Board to pool side</u>	<u>12'0"</u>
<u>Distance between adjacent boards</u>	<u>10'0"</u>

**CHART D**

(This drawing does not show the shallow portion of the pool)



Max. diving board length	Max. board ht. over water	D1	D2	R	L1	L2	L3	L4	L5	Min.	Width of Pool at:	of
										Pt. A	Pt. B	Pt. C
16'	1 meter	8'6"	10'0"	7'0"	4'0"	10'0"	15'0"	2'0"	31'0"	20'0"	22'0"	22'0"
16'	3 meter	11'0"	12'0"	8'6"	6'0"	10'6"	21'0"	0	37'6"	22'0"	24'0"	24'0"

Note: L4 is a minimum dimension to allow sufficient length opposite the board. This may of course be lengthened to form the shallow portion of the pool. L2, L3 and L4 combined represent the minimum distance from the tip of board to pool wall opposite diving equipment.

Note: placement of boards shall observe the following minimum dimensions. With multiple board installations minimum pool widths must be increased accordingly:

3 Meter Board to Pool Side	11'
1 Meter Board or Deck Level Board to 3 Meter Board	10'
3 Meter to another 3 Meter Board	10'